




The CORNERSTONE Solution



Rugged module conveyor design



Quick adjust weigh chain module



Easy access to critical components

Hi-Speed introduces the Cornerstone series of checkweighers. The Cornerstone series allows Hi-Speed to customize your checkweighing solution to meet specific product and handling requirements. From bags to trays, Hi-Speed and our Cornerstone products provide a custom-configured solution for a broad range of package types and applications.

SIMPLER

Modular Design

The key to Cornerstone's custom capabilities is its modular design. Based on your application, you

select from a group of pre-engineered modules with the help of your Hi-Speed sales representative. These modules are then integrated into a single, rugged frame. The close-welded steel tube frame provides a stable weighing base. Its clean design contains no traps...preventing product buildup. Installation and startup are made easy with Cornerstone's simple utility requirements. A single voltage drop is standard on all Cornerstone units. In addition, all drive and structural components are designed to be durable and reliable.

Together, these features result in a customized checkweighing solution that you can easily integrate into your overall packaging line.

Easy Product Changeover

The Cornerstone series checkweighers are designed to assist you in optimizing your production lines uptime and reduce your costs of operation. Cornerstone's built-in variable speed adjustment and quick-release guide rails are just a couple of the designed-in features to allow for quick and easy product changes. Cornerstone's modular design allows for this same quick changeover of modules in the event of a package change or equipment relocation. This multi-use capability makes your Hi-Speed Cornerstone checkweigher a valuable, long-term piece of equipment for your facility.

