



## A Broad Range of Package Types and Applications

Cornerstone units are available in one to five conveyor sections, depending on space restrictions and product handling needs.



Single Belt Unit



Dual Belt Unit

### FASTER


#### 10-Minute Part Changeout

All Cornerstone checkweighers are designed with Hi-Speed's "10-minutes-or-less" service and critical part changeover requirement. This includes your systems belts, bearings, chains, guiderails, product setups, load cells, motors, and photoeyes. This feature not only allows for minimal downtime, it also aids in preventative maintenance and machine adjustment.

### BETTER

#### Product Handling

As the leader in the checkweighing industry, Hi-Speed knows the importance of product handling throughout the packaging process. The stability of the product is crucial to reliable weighing. The Cornerstone series of checkweighers builds in the transfer aids you need to assure optimal package transfer on the system. These aids include flexible conveyor positioning, transfer plates, and rollers. In addition, the Cornerstone series has optional side transport and external transfer assemblies that allow for the simplest, most effective integration into your line.



Cornerstone shown with Micromate® Controller